




Contents



2 Foreword

6 Basics


- 7 Video Formats and Resolution
- 9 Frame Rates and Refresh Rates
- 17 Data Formats and Data Compression
- 19 Storage Media
- 22 Image Sensor Size
- 28 Types of Sensor

38 Equipment

- 39 Types of Camera
- 40 Lenses
- 53 Using Video Lights and Reflectors
- 55 Tripods
- 58 Using Microphones
- 59 Other Useful Gadgets
- 65 Dedicated Video Accessories for DSLRs

70 Shooting Techniques

- 71 From Concept to Finished Film
- 71 Choosing Your Location
- 73 Selecting Focal Length
- 84 Aperture and Depth of Field
- 85 Distance Settings
- 87 Exposure and White Balance
- 89 Shutter Speeds
- 90 Tripod or Handheld?
- 91 Time-lapse Sequences
- 93 Stop Motion Sequences
- 94 Slow Motion
- 95 Video as an Extension of the Photographic Medium
- 101 Avoiding Errors
- 116 Ten Rules for Shooting Better Video
- 119 Legal Issues



122 Sound

- 124 Microphones
- 126 Microphone Technology
- 129 Microphone Accessories
- 133 Avoiding Background Noise
- 137 Dedicated Microphone
Accessories for DSLRs
- 137 Four Basic Rules for Capturing
Great Sound
- 138 Dubbing Sound

140 Editing and Post-Processing

- 143 Mac OS and Windows
- 144 Editing Software
(iMovie & Co)
- 146 Preparing Your Material
- 156 Creating and Editing a
Sequence
- 161 Using Photos in a Video
Sequence
- 162 10 Rules for Producing Great
Edits
- 164 Export Formats

166 Presenting Your Work

- 167 Online Presentation
- 170 Presenting Your Work on Your
own Website
- 171 Hardware
- 179 Sound

180 Moving from Still Photography to Video

- 181 Entering the New World of
Video
- 182 Telling Your Stories
- 183 Working Without a Script
- 183 Editing
- 183 Important Technical Issue to
Consider
- 187 Shooting Clips
- 194 Overall Workflow
- 202 Editing Basics
- 221 Creating Your own Look
- 222 Adding Sound
- 222 Export Your Video
- 224 Post-Processing and Adding
Effects
- 226 Showing Your videos
- 227 Conclusion

228 Useful Links

230 Index