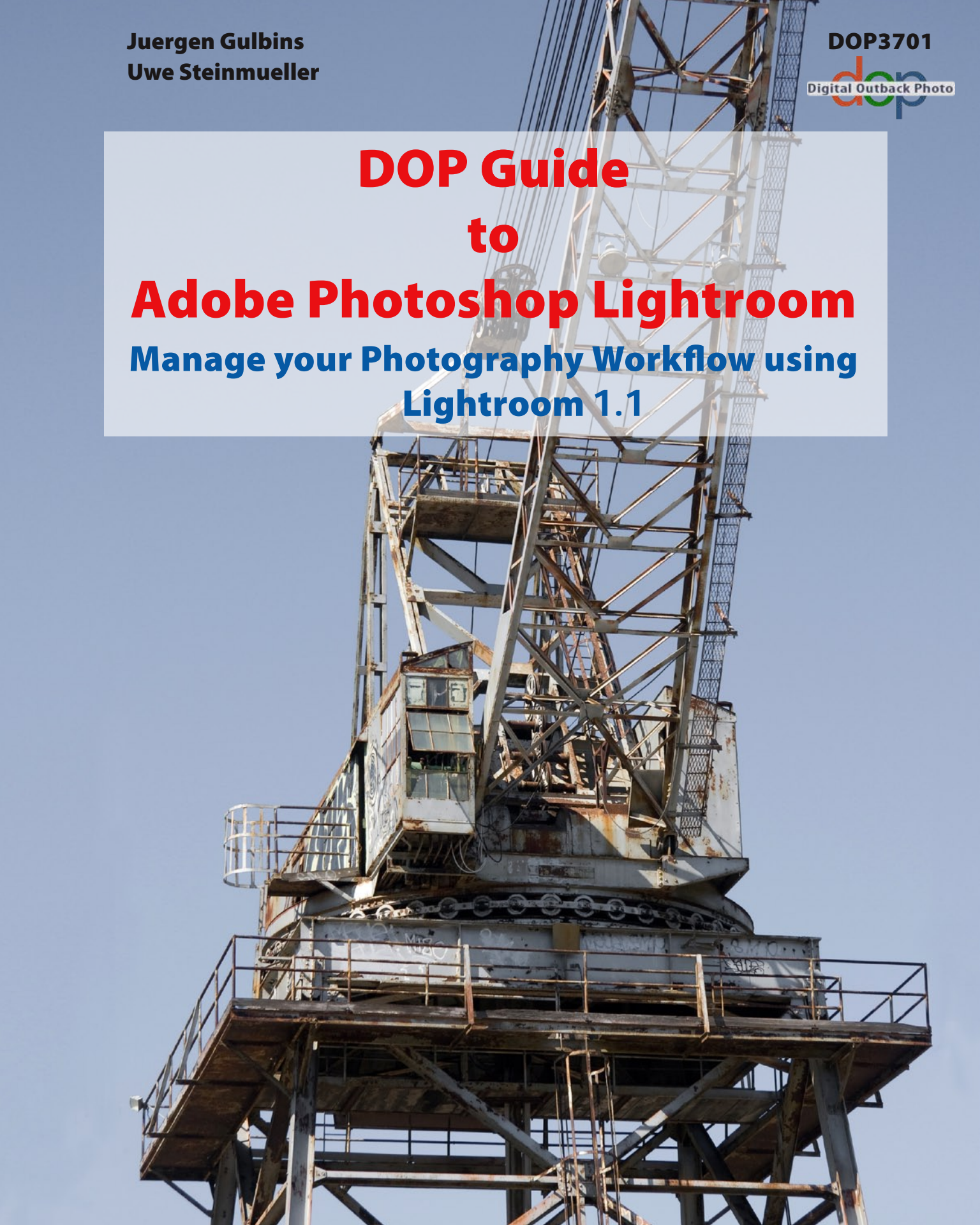


Juergen Gulbins
Uwe Steinmueller

DOP3701
Digital Outback Photo



DOP Guide
to
Adobe Photoshop Lightroom
Manage your Photography Workflow using
Lightroom 1.1

Contents

	Preface	1
1	The Photo Workflow	5
1.1	Image preparation in the camera	6
	Choosing the camera image format	6
	Exposure in the camera	7
1.2	From camera to computer	8
1.3	Image inspection	9
	Metadata	11
1.4	Image optimization	14
1.5	Image presentation	17
1.6	Mapping the digital photo workflow into Lightroom	18
1	Understanding Lightroom	21
2.1	Non-destructive editing	22
2.2	Supported image formats	22
2.3	Lightroom's DAM features	23
2.4	System requirements	23
2.5	Lightroom's user interface	24
	Fly-out menus	28
2.6	More Lightroom basics	28
	Lightroom's catalogs (libraries)	28
	Templates and presets in Lightroom	29
	Views	30
2.7	Lightroom modules and modes in your workflow	31
2.8	Preferences setup	32
	"Presets" Preferences	34
	"Import" Preferences	34
	"External Editing" Preferences	35
	"Interface" Preferences	36
	Set up your Identity Plate	36
	Lightroom's window and "Lights out" modes	38
3	Image Management in Library Mode	41
3.1	Downloading and importing photos	42
	Organizing your image filing system	42
	Metadata	45
	Importing images from your flash card	46
3.2	Image organization	50
	Physical folder structure	50
	Collections	51
	Stacks	53




3.3	Browsing and inspection	54
	Rating and marking images	57
	Filters	59
	Virtual Copies	59
3.4	Viewing and editing metadata	60
3.5	Keyword entry	63
	Keyword Tags	63
	Keyword sets	64
	Keyword Paint tool	65
	Summary on keywording	65
	Transferring metadata using Copy&Paste	66
3.6	Quick Develop pane	67
3.7	Importing images from disk	67
3.8	Import from a watched folder	70
3.9	Library module as your administrative center	71




4	Editing Images in the “Develop” Module	73
4.1	Order of corrections	74
4.2	Adjustment controls	75
4.3	Histogram	76
4.4	Basic corrections	78
	White balance (WB)	78
	White balance using the eyedropper tool	79
	Exposure correction	81
	Color correction in the Basic pane	83
4.5	Tone Curve	84
	Target Adjustment Tool (TAT)	85
4.6	Color corrections using the HSL pane	86
4.7	Grayscale – converting to black-and-white	88
4.8	Split Toning	89
4.9	Sharpening and noise reduction	90
4.10	Lens Corrections	94
	Chromatic aberrations (CA)	95
	Vignetting	96
4.11	Camera calibration	98
4.12	The tools of the Toolbar	99
	Cropping and straightening	99
	The “Remove Spots” tool	100
	“Remove Red Eye” tool	102
4.13	History and Snapshots	103
	Deactivating corrections	104
	Before/After view	104
4-14	Presets Browser and creating presets	105
4.15	Copying correction settings, pasting and synchronizing	106

5	Slideshow mode	109
5.1	Preparing your images for a slideshow	110
5.2	Designing a slideshow	110
	Options	111
	Layout	112
	Overlays	112
	Adding text info to the slides	113
	Backdrop	114
	Playback controls	114
	Adding a soundtrack to your slideshow	115
5.3	Exporting a slideshow as a PDF file	115
5.4	How to modify Slideshow templates	117
6	Print	119
6.1	Preparing your prints	120
6.2	Lightroom Print settings	120
	Page Setup	122
	Image Settings	122
	Layout	122
	Overlays	124
	Print Job	124
	Print Settings dialog	126
6.3	Color Management settings	126
	Settings for color prints	126
	Printing in Black-and-white	131
6.4	Print preparation	132
6.5	Print to PDF or TIFF	135
6.5	Prints on silver halide paper	135
7	Web Galleries	139
7.1	Collecting images for the gallery	140
7.2	Creation of the Web gallery	140
	Site Info	142
	Color Palette	143
	Appearance	143
	Image Info	144
	Output Settings	144
	Upload Settings	145
7.3	Testing Web galleries	145
7.4	Uploading your Web gallery	146
7.5	Exporting a Web gallery	146





8	External editors and exporting images	149
8.1	Using external editors	150
8.2	Drag&Drop an image on an external application	151
8.3	Exporting images	152
	Export color space	153
	Export post-processing	154
8.4	Workflow example with LightZone	154
	Preparations in Lightroom	154
	The work in LightZone	156



9	Some more useful Lightroom Features	163
9.1	Understand the Raw file format	164
9.2	Views, searching, selections	169
	Lightroom's Find function	170
	Filters	172
9.3	Lightroom's catalogs	173
	Synchronizing your Lightroom folders	174
	Reconnecting images	174
	Exporting folders to a new Lightroom catalog	176
	Importing from another Lightroom catalog	176
	Migrating catalogs/libraries to new Lightroom versions	177
9.4	Performance issues	179
9.5	Back up your data	179
9.6	Lightroom's templates and presets	181
	Where to find your templates	181
	Preset anatomy	182
9.7	Interoperability	185
9.8	Spell checking	186
9.9	Calibrate and profile your monitor	187
	Software-based profiling for monitors	188
	Hardware-based profiling of your monitor	190
9.10	Geotagging	194

A	Keyboard Shortcuts	197
A.1	Use of special keys with some controls	197
A.2	Keyboard shortcuts with Mac OS X	198
A.3	Keyboard shortcuts for Windows	200



B	Resources	203
B.1	Recommended books and e-books	203
B.2	Useful resources on the Internet	203

C	Index	205
----------	--------------	------------